



FEDBIZACCESS
STRATEGIC CONTRACTING SOLUTIONS

Annual Federal Spending Analysis **2021 Review**

Federal Emergency Management Agency



FEMA



Table of Contents

Annual FEMA Contracting Profile



FEMA

2

Introduction

- A Note from Our Team

3

Section I: Overview

- Data Explanation

7

Section II: What Do They Buy?

- Spending by NAICS/ PSC
- Spending by Office
- FEMA's Preferred Pricing Types

22

Section III: How Do They Buy?

- Which Contracting Methods Were Used?
- How Were the Contracts Competed?
- What Methods of Competition Are Favored?
- Where Were The Contracts Posted?
- Where is the Lowest Competition?

34

Section IV: Doing Business with FEMA

- FEMA Vendor Verification Form
- What to Expect
- How to Engage



Introduction

A Message from Our Team

Hello,

It is my pleasure to deliver your 2021 Federal Emergency Management Agency (FEMA) Annual Federal Spending Analysis. Please [click here to watch this explanatory video](#) that will review the data within this report.

FEMA is governed by the Department of Homeland Security, which awards based on the Federal Acquisition Regulations (FAR).

You can learn more on our website and view additional resources regarding "Doing Business with FEMA" (including instructional videos) at our website, FedBizAccess.com.

If you have questions or need assistance, please feel free to use the link in my signature below to schedule a meeting. It was a pleasure being able to serve you in your federal sales strategy.

Respectfully,



Ashley Duwel
Federal Sales Strategist

Meeting: [Click Here to Schedule](#)

Section I:

Overview



FEMA

OVERVIEW

Small v Large Business Awards

FEMA

Data Explanation

The data table to the right will indicate the contracting patterns at first glance.

Federal Fiscal Years

- 2021

Small v Large Transactions by Count

- "LARGE" - 3,691
- "SMALL" - 2,491

Small v Large Contracts by Spending

- "LARGE" - \$7,323,521,226
- "SMALL" - \$2,098,657,363

Subsection Explanation

In Federal Fiscal Year 2021, FEMA awarded a total of 5,720 contracts to businesses, both small and large. This page shows you a breakdown of those numbers.

FEMA's Governing Department ("Parent Agency"): Department of Homeland Security (DHS)



- **Total Contracts:** 5,776
- **Total IDVs:** 272
- **Total Spending:** \$9,422,178,589 (as reported Nov 2021)

Top FEMA NAICS Spending

This report details federal contract award spending by NAICS codes and the top Product Service Codes (PSC) within each respective NAICS. These are by no means a total list of what FEMA spends. In fact, the majority of FEMA dollars flow down to the states through grants for local spending. Many additional opportunities exist for FEMA-related awards at the state and local level, as well as subcontracting opportunities.

**DATA CAPTURED IS AS ENTERED AS OF NOV 2021*

	NAICS	NAME	\$
1	541330	Engineering Services	\$1.7 B
2	541611	Administrative Management & General Management Consulting	\$1.4 B
3	621910	Ambulance Service	\$621 M
4	423450	Medical, Dental, & Hospital Equipment & Supplies Merchant Wholesalers	\$610 M
5	541350	Building Inspection Services	\$556 M
6	561210	Facilities Support	\$516 M
7	541511	Custom Computer Programming Services	\$404 M
8	541512	Computer Systems Design Services	\$268 M
9	541519	Other Computer-Related Services	\$253 M
10	236220	Commercial & Institutional Building Construction	\$240 M
11	541990	All Other Professional, Scientific, & Technical Services	\$204 M
12	611430	Professional & Management Development Training	\$160 M
13	561612	Security Guard & Patrol Services	\$110 M
14	311991	Perishable Prepared Food Manufacturing	\$98 M
15	524292	Third-Party Admin of Insurance & Pension Funds	\$93 M
16	541720	R&D in the Social Sciences & Humanities	\$81 M
17	339112	Surgical & Medical Instrument Manufacturing	\$61 M



OVERVIEW

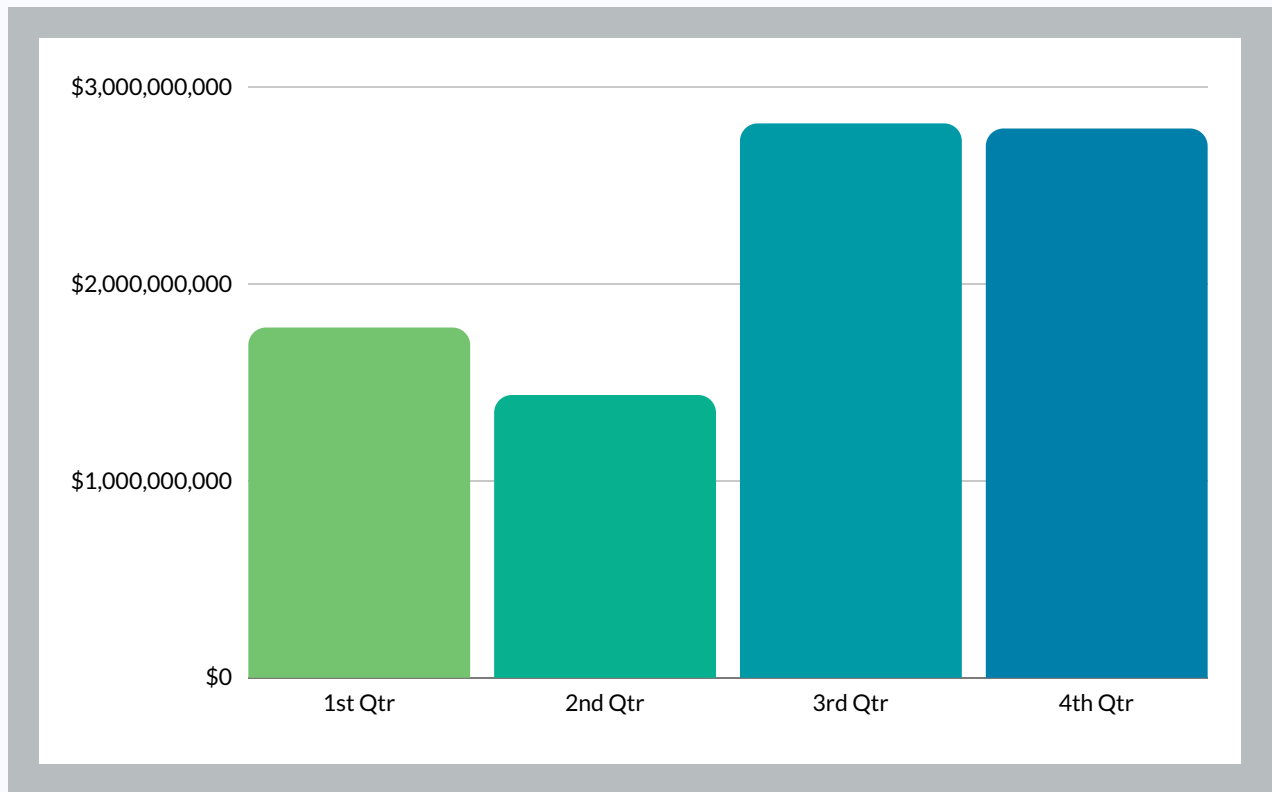
FFY 2021 FEMA Spending Trends

\$9.4B

TOTAL FEMA SPENDING

FFY 2021

OCT 1, 2020 - SEPT 30, 2021



22%

OF SPENDING CONFIRMED ALLOCATED
TO SMALL BUSINESSES IN FFY 2021

\$2.1B

CONFIRMED SMALL BUSINESS FEDERAL SPENDING



Section II:

What Do They Buy?



FEMA BREAKDOWN

Top Commodities Procured During Disasters

FEMA

Debris Removal

[Click here](#) to become a member of the Corps of Engineers Contractor Registry.

Transportation Services

[Click here](#) to visit the website to become a FEMA Transportation Provider.

Transitional Sheltering Assistance

[Click here](#) read more about participating in FEMA's Transitional Sheltering Assistance Program, which offers rooms to disaster survivors seeking housing aid.

Subsection Explanation

Below are the top commodities procured during a disaster.

- Infant/ Toddler Products
- Durable Medical Equipment Kits
- Consumable Medical Supplies Kits
- Plastic Sheeting
- Tarps
- Blankets
- Comfort/ Hygiene Kits
- Water
- Meals
- Forklift Rentals
- Cargo Vans
- Security Guard Services
- Generators
- Cots
- Joint Field Office Kit
- Leased Copiers
- Leased Generators
- Office Supplies
- Shredded Bins
- Portable Toilets
- Sign Language
- Temporary Labor
- Janitorial Services



FEMA BREAKDOWN

Spending Codes Breakdown

FEMA

Data Explanation

The table to the right shows by NAICS description, which PSC codes were paired for transparency. You'll need to download this [PSC manual](#) to adjust your own codes. If you need assistance with your registrations and code choices, please reach out to your Contracting Specialist.

Subsection Explanation

This section breaks down where each office spent its budget during FFY 2021, as entered as of November 2021.

What They Bought ...	\$	#
541330 - ENGINEERING SERVICES	\$ 1,710,409,335	338
C219	\$ 1,368,895,710	178
ARCHITECT AND ENGINEERING- GENERAL: OTHER	\$ 1,368,895,710	178
R408	\$ 166,833,572	17
SUPPORT- PROFESSIONAL: PROGRAM MANAGEMENT/SUPPORT	\$ 166,833,572	17
R499	\$ 60,823,942	9
SUPPORT- PROFESSIONAL: OTHER	\$ 60,823,942	9
C212	\$ 35,433,129	48
ARCHITECT AND ENGINEERING- GENERAL: ENGINEERING DRAFTING, NOT CAD/CAM	\$ 35,433,129	48
R425	\$ 33,763,183	35
SUPPORT- PROFESSIONAL: ENGINEERING/TECHNICAL	\$ 33,763,183	35
C211	\$ 18,757,257	44
ARCHITECT AND ENGINEERING- GENERAL: LANDSCAPING, INTERIOR LAYOUT, AND DESIGNING	\$ 18,757,257	44
R410	\$ 9,049,773	1
SUPPORT- PROFESSIONAL: PROGRAM EVALUATION/REVIEW/DEVELOPMENT	\$ 9,049,773	1
C213	\$ 7,097,844	3
ARCHITECT AND ENGINEERING- GENERAL: INSPECTION (NON-CONSTRUCTION)	\$ 7,097,844	3
D318	\$ 5,251,723	1
IT AND TELECOM- INTEGRATED HARDWARE/SOFTWARE/SERVICES SOLUTIONS, PREDOMINANTLY SERVICES	\$ 5,251,723	1
R426	\$ 4,503,201	2
SUPPORT- PROFESSIONAL: COMMUNICATIONS	\$ 4,503,201	2



FEMA BREAKDOWN

Spending Codes Breakdown

FEMA

Data Explanation

The table to the right shows by NAICS description, which PSC codes were paired for transparency. You'll need to download this [PSC manual](#) to adjust your own codes. If you need assistance with your registrations and code choices, please reach out to your Contracting Specialist.

Subsection Explanation

This section breaks down where each office spent its budget during FFY 2021.

What They Bought ...

\$ #

541611 - ADMIN MGMT AND GENERAL MGMT CONSULTING	\$	1,452,021,188	293
R429	\$	924,905,154	75
SUPPORT- PROFESSIONAL: EMERGENCY RESPONSE/DISASTER PLANNING/PREPAREDNESS SUPPORT	\$	924,905,154	75
R426	\$	207,257,377	4
SUPPORT- PROFESSIONAL: COMMUNICATIONS	\$	207,257,377	4
R408	\$	133,622,585	73
SUPPORT- PROFESSIONAL: PROGRAM MANAGEMENT/SUPPORT	\$	133,622,585	73
R499	\$	62,620,864	79
SUPPORT- PROFESSIONAL: OTHER	\$	62,620,864	79
R708	\$	33,865,244	7
SUPPORT- MANAGEMENT: PUBLIC RELATIONS	\$	33,865,244	7
R707	\$	24,910,324	16
SUPPORT- MANAGEMENT: CONTRACT/PROCUREMENT/ACQUISITION SUPPORT	\$	24,910,324	16
R406	\$	21,983,911	21
SUPPORT- PROFESSIONAL: POLICY REVIEW/DEVELOPMENT	\$	21,983,911	21
R703	\$	19,342,764	3
SUPPORT- MANAGEMENT: ACCOUNTING	\$	19,342,764	3
R410	\$	12,883,089	8
SUPPORT- PROFESSIONAL: PROGRAM EVALUATION/REVIEW/DEVELOPMENT	\$	12,883,089	8
DF01	\$	10,629,876	7
IT AND TELECOM - IT MANAGEMENT SUPPORT SERVICES (LABOR)	\$	10,629,876	7
621910 - AMBULANCE SERVICES	\$	621,020,800	99
Q999	\$	620,942,249	97
MEDICAL- OTHER	\$	620,942,249	97
V225	\$	78,551	2
TRANSPORTATION/TRAVEL/RELOCATION- TRAVEL/LODGING/RECRUITMENT: AMBULANCE	\$	78,551	2



FEMA BREAKDOWN

Spending Codes Breakdown

FEMA

Data Explanation

The table to the right shows by NAICS description, which PSC codes were paired for transparency. You'll need to download this [PSC manual](#) to adjust your own codes. If you need assistance with your registrations and code choices, please reach out to your Contracting Specialist.

Subsection Explanation

This section breaks down where each office spent its budget during FFY 2021.

What They Bought ...	\$	#
423450 - MEDICAL, DENTAL, & HOSPITAL EQUIP & SUPPLIES MERCH...	\$ 610,237,355	33
6515	\$ 594,278,495	25
MEDICAL AND SURGICAL INSTRUMENTS, EQUIPMENT, AND SUPPLIES	\$ 594,278,495	25
6532	\$ 15,869,470	3
HOSPITAL AND SURGICAL CLOTHING AND RELATED SPECIAL PURPOSE ITEMS	\$ 15,869,470	3
8415	\$ 43,550	1
CLOTHING, SPECIAL PURPOSE	\$ 43,550	1
6530	\$ 21,685	1
HOSPITAL FURNITURE, EQUIPMENT, UTENSILS, AND SUPPLIES	\$ 21,685	1
6545	\$ 16,482	1
REPLENISHABLE FIELD MEDICAL SETS, KITS, AND OUTFITS	\$ 16,482	1
W065	\$ 7,673	1
LEASE OR RENTAL OF EQUIPMENT- MEDICAL, DENTAL, AND VETERINARY EQUIPMENT AND SUPPLIES	\$ 7,673	1
J061	\$ -	1
MAINT/REPAIR/REBUILD OF EQUIPMENT- ELECTRIC WIRE AND POWER DISTRIBUTION EQUIPMENT	\$ -	1
541350 - BUILDING INSPECTION SERVICES	\$ 556,853,995	85
H156	\$ 284,179,274	58
QUALITY CONTROL- CONSTRUCTION AND BUILDING MATERIALS	\$ 284,179,274	58
H399	\$ 272,662,989	25
INSPECTION- MISCELLANEOUS	\$ 272,662,989	25
J012	\$ 6,125	1
MAINT/REPAIR/REBUILD OF EQUIPMENT- FIRE CONTROL EQUIPMENT	\$ 6,125	1
5975	\$ 5,606	1
ELECTRICAL HARDWARE AND SUPPLIES	\$ 5,606	1



FEMA BREAKDOWN

Spending Codes Breakdown

FEMA

Data Explanation

The table to the right shows by NAICS description, which PSC codes were paired for transparency. You'll need to download this [PSC manual](#) to adjust your own codes. If you need assistance with your registrations and code choices, please reach out to your Contracting Specialist.

Subsection Explanation

This section breaks down where each office spent its budget during FFY 2021.

What They Bought ...

\$ #

	\$	#
561210 - FACILITIES SUPPORT SERVICES	\$ 516,830,404	57
E1PZ	\$ 295,544,260	2
PURCHASE OF OTHER NON-BUILDING FACILITIES	\$ 295,544,260	2
R429	\$ 97,512,919	7
SUPPORT- PROFESSIONAL: EMERGENCY RESPONSE/DISASTER PLANNING/PREPAREDNESS SUPPORT	\$ 97,512,919	7
S216	\$ 50,233,270	10
HOUSEKEEPING- FACILITIES OPERATIONS SUPPORT	\$ 50,233,270	10
R408	\$ 32,925,401	13
SUPPORT- PROFESSIONAL: PROGRAM MANAGEMENT/SUPPORT	\$ 32,925,401	13
M1AZ	\$ 11,041,761	1
OPERATION OF OTHER ADMINISTRATIVE FACILITIES AND SERVICE BUILDINGS	\$ 11,041,761	1
H354	\$ 8,726,934	18
INSPECTION- PREFABRICATED STRUCTURES AND SCAFFOLDING	\$ 8,726,934	18
Z1FA	\$ 8,060,647	1
MAINTENANCE OF FAMILY HOUSING FACILITIES	\$ 8,060,647	1
W023	\$ 5,095,750	3
LEASE OR RENTAL OF EQUIPMENT- GROUND EFFECT VEHICLES, MOTOR VEHICLES, TRAILERS, AND CYCLES	\$ 5,095,750	3
M1GZ	\$ 4,991,499	1
OPERATION OF OTHER WAREHOUSE BUILDINGS	\$ 4,991,499	1
Z1EB	\$ 2,697,962	1
MAINTENANCE OF MAINTENANCE BUILDINGS	\$ 2,697,962	1



FEMA BREAKDOWN

Spending Codes Breakdown

FEMA

Data Explanation

The table to the right shows by NAICS description, which PSC codes were paired for transparency. You'll need to download this [PSC manual](#) to adjust your own codes. If you need assistance with your registrations and code choices, please reach out to your Contracting Specialist.

Subsection Explanation

This section breaks down where each office spent its budget during FFY 2021.

What They Bought ...

\$ #

541511 - CUSTOM COMPUTER PROGRAMMING SERVICES	\$	404,320,742	35
R702	\$	255,891,666	3
SUPPORT- MANAGEMENT: DATA COLLECTION	\$	255,891,666	3
D302	\$	59,205,947	4
IT AND TELECOM- SYSTEMS DEVELOPMENT	\$	59,205,947	4
D313	\$	27,234,167	1
IT AND TELECOM- COMPUTER AIDED DESIGN/COMPUTER AIDED MANUFACTURING (CAD/CAM)	\$	27,234,167	1
D399	\$	24,062,913	9
IT AND TELECOM- OTHER IT AND TELECOMMUNICATIONS	\$	24,062,913	9
7A20	\$	9,710,447	3
IT AND TELECOM - APPLICATION DEVELOPMENT SOFTWARE (PERPETUAL LICENSE SOFTWARE)	\$	9,710,447	3
DJ10	\$	8,791,173	8
IT AND TELECOM - SECURITY AND COMPLIANCE AS A SERVICE	\$	8,791,173	8
DF01	\$	8,612,136	2
IT AND TELECOM - IT MANAGEMENT SUPPORT SERVICES (LABOR)	\$	8,612,136	2
DJ01	\$	4,377,171	2
IT AND TELECOM - SECURITY AND COMPLIANCE SUPPORT SERVICES (LABOR)	\$	4,377,171	2
D318	\$	3,411,153	2
IT AND TELECOM- INTEGRATED HARDWARE/SOFTWARE/SERVICES SOLUTIONS, PREDOMINANTLY SERVICES	\$	3,411,153	2
7010	\$	3,023,969	1
INFORMATION TECHNOLOGY EQUIPMENT SYSTEM CONFIGURATION	\$	3,023,969	1



FEMA BREAKDOWN

Spending Codes Breakdown

FEMA

Data Explanation

The table to the right shows by NAICS description, which PSC codes were paired for transparency. You'll need to download this [PSC manual](#) to adjust your own codes. If you need assistance with your registrations and code choices, please reach out to your Contracting Specialist.

Subsection Explanation

This section breaks down where each office spent its budget during FFY 2021.

What They Bought ...	\$	#
541512 - COMPUTER SYSTEMS DESIGN SERVICES	\$ 268,920,185	56
D399	\$ 68,439,392	10
IT AND TELECOM- OTHER IT AND TELECOMMUNICATIONS	\$ 68,439,392	10
D313	\$ 54,122,678	3
IT AND TELECOM- COMPUTER AIDED DESIGN/COMPUTER AIDED MANUFACTURING (CAD/CAM)	\$ 54,122,678	3
D321	\$ 39,058,438	2
IT AND TELECOM- HELP DESK	\$ 39,058,438	2
D318	\$ 20,615,336	4
IT AND TELECOM- INTEGRATED HARDWARE/SOFTWARE/SERVICES SOLUTIONS, PREDOMINANTLY SERVICES	\$ 20,615,336	4
D302	\$ 19,546,661	8
IT AND TELECOM- SYSTEMS DEVELOPMENT	\$ 19,546,661	8
R408	\$ 18,844,982	7
SUPPORT- PROFESSIONAL: PROGRAM MANAGEMENT/SUPPORT	\$ 18,844,982	7
R499	\$ 14,764,847	8
SUPPORT- PROFESSIONAL: OTHER	\$ 14,764,847	8
DA01	\$ 12,459,166	8
IT AND TELECOM - BUSINESS APPLICATION/APPLICATION DEVELOPMENT SUPPORT SERVICES (LABOR)	\$ 12,459,166	8
D307	\$ 11,298,562	5
IT AND TELECOM- IT STRATEGY AND ARCHITECTURE	\$ 11,298,562	5
D316	\$ 9,770,123	1
IT AND TELECOM- TELECOMMUNICATIONS NETWORK MANAGEMENT	\$ 9,770,123	1



FEMA BREAKDOWN

Spending Codes Breakdown

FEMA

Data Explanation

The table to the right shows by NAICS description, which PSC codes were paired for transparency. You'll need to download this [PSC manual](#) to adjust your own codes. If you need assistance with your registrations and code choices, please reach out to your Contracting Specialist.

Subsection Explanation

This section breaks down where each office spent its budget during FFY 2021.

What They Bought ...	\$	#
541519 - OTHER COMPUTER RELATED SERVICES	\$ 253,772,989	246
7030	\$ 85,130,728	17
INFORMATION TECHNOLOGY SOFTWARE	\$ 85,130,728	17
R499	\$ 71,546,540	4
SUPPORT- PROFESSIONAL: OTHER	\$ 71,546,540	4
7A21	\$ 22,793,288	50
IT AND TELECOM - BUSINESS APPLICATION SOFTWARE (PERPETUAL LICENSE SOFTWARE)	\$ 22,793,288	50
7050	\$ 20,962,419	99
INFORMATION TECHNOLOGY COMPONENTS	\$ 20,962,419	99
7C20	\$ 15,011,273	6
IT AND TELECOM - DATA CENTER PRODUCTS (HARDWARE AND PERPETUAL LICENSE SOFTWARE)	\$ 15,011,273	6
D310	\$ 11,328,671	2
IT AND TELECOM- CYBER SECURITY AND DATA BACKUP	\$ 11,328,671	2
7F20	\$ 7,950,939	38
IT AND TELECOM - IT MANAGEMENT TOOLS/PRODUCTS (HARDWARE AND PERPETUAL LICENSE SOFTWARE)	\$ 7,950,939	38
DA10	\$ 7,272,006	26
IT AND TELECOM - BUSINESS APPLICATION/APPLICATION DEVELOPMENT SOFTWARE AS A SERVICE	\$ 7,272,006	26
N059	\$ 6,399,431	1
INSTALLATION OF EQUIPMENT- ELECTRICAL AND ELECTRONIC EQUIPMENT COMPONENTS	\$ 6,399,431	1
D302	\$ 5,377,694	3
IT AND TELECOM- SYSTEMS DEVELOPMENT	\$ 5,377,694	3



FEMA BREAKDOWN

Spending Codes Breakdown

FEMA

Data Explanation

The table to the right shows by NAICS description, which PSC codes were paired for transparency. You'll need to download this [PSC manual](#) to adjust your own codes. If you need assistance with your registrations and code choices, please reach out to your Contracting Specialist.

Subsection Explanation

This section breaks down where each office spent its budget during FFY 2021.

What They Bought ...	\$	#
236220 - COMMERCIAL & INSTITUTIONAL BUILDING CONSTRUCTION	\$ 240,992,910	40
N045	\$ 157,595,413	18
INSTALLATION OF EQUIPMENT- PLUMBING, HEATING, AND WASTE DISPOSAL EQUIPMENT	\$ 157,595,413	18
C1AA	\$ 35,994,171	4
ARCHITECT AND ENGINEERING- CONSTRUCTION: OFFICE BUILDINGS	\$ 35,994,171	4
Y1AA	\$ 29,753,531	7
CONSTRUCTION OF OFFICE BUILDINGS	\$ 29,753,531	7
Y1FZ	\$ 16,000,000	1
CONSTRUCTION OF OTHER RESIDENTIAL BUILDINGS	\$ 16,000,000	1
Z2AZ	\$ 981,273	2
REPAIR OR ALTERATION OF OTHER ADMINISTRATIVE FACILITIES AND SERVICE BUILDINGS	\$ 981,273	2
Z2AA	\$ 437,279	5
REPAIR OR ALTERATION OF OFFICE BUILDINGS	\$ 437,279	5
C1HZ	\$ 209,934	2
ARCHITECT AND ENGINEERING- CONSTRUCTION: GOVT-OWNED GOVT-OPERATED (GOGO) ENVIRONMENTAL LABORATORIES	\$ 209,934	2
Y1QA	\$ 21,310	1
CONSTRUCTION OF RESTORATION OF REAL PROPERTY (PUBLIC OR PRIVATE)	\$ 21,310	1



FEMA BREAKDOWN

Spending Codes Breakdown

FEMA

Data Explanation

The table to the right shows by NAICS description, which PSC codes were paired for transparency. You'll need to download this [PSC manual](#) to adjust your own codes. If you need assistance with your registrations and code choices, please reach out to your Contracting Specialist.

Subsection Explanation

This section breaks down where each office spent its budget during FFY 2021.

What They Bought ...

\$ #

541990 - ALL OTHER PROFESSIONAL, SCIENTIFIC, & TECHNICAL SVCS	\$	204,732,941	114
Q201	\$	81,014,458	86
MEDICAL- GENERAL HEALTH CARE	\$	81,014,458	86
D399	\$	44,546,744	9
IT AND TELECOM- OTHER IT AND TELECOMMUNICATIONS	\$	44,546,744	9
B506	\$	35,721,847	1
SPECIAL STUDIES/ANALYSIS- DATA (OTHER THAN SCIENTIFIC)	\$	35,721,847	1
R408	\$	21,205,738	4
SUPPORT- PROFESSIONAL: PROGRAM MANAGEMENT/SUPPORT	\$	21,205,738	4
DE01	\$	8,707,751	2
IT AND TELECOM - END USER: HELP DESK; TIER1-2, WORKSPACE, PRINT, PRODUCTIVITY TOOLS (LABOR)	\$	8,707,751	2
B550	\$	3,787,880	1
SPECIAL STUDIES/ANALYSIS- ORGANIZATION/ADMINISTRATIVE/PERSONNEL	\$	3,787,880	1
DC01	\$	3,739,573	1
IT AND TELECOM - DATA CENTER SUPPORT SERVICES (LABOR)	\$	3,739,573	1
DG01	\$	2,774,427	1
IT AND TELECOM - NETWORK SUPPORT SERVICES (LABOR)	\$	2,774,427	1
DA01	\$	1,993,215	8
IT AND TELECOM - BUSINESS APPLICATION/APPLICATION DEVELOPMENT SUPPORT SERVICES (LABOR)	\$	1,993,215	8
J030	\$	1,241,310	1
MAINT/REPAIR/REBUILD OF EQUIPMENT- MECHANICAL POWER TRANSMISSION EQUIPMENT	\$	1,241,310	1
321991 - MANUFACTURED HOME MANUFACTURING	\$	192,857,618	68
5410	\$	154,879,408	8
PREFABRICATED AND PORTABLE BUILDINGS	\$	154,879,408	8
W023	\$	22,605,524	46
LEASE OR RENTAL OF EQUIPMENT- GROUND EFFECT VEHICLES, MOTOR VEHICLES, TRAILERS, AND CYCLES	\$	22,605,524	46
5450	\$	15,372,686	14
MISCELLANEOUS PREFABRICATED STRUCTURES	\$	15,372,686	14



FEMA BREAKDOWN

Spending Codes Breakdown

FEMA

Data Explanation

The table to the right shows by NAICS description, which PSC codes were paired for transparency. You'll need to download this [PSC manual](#) to adjust your own codes. If you need assistance with your registrations and code choices, please reach out to your Contracting Specialist.

Subsection Explanation

This section breaks down where each office spent its budget during FFY 2021.

What They Bought ...	\$	#
611430 - PROFESSIONAL & MANAGEMENT DEVELOPMENT TRAINING	\$ 160,683,224	83
U006	\$ 90,914,362	1
EDUCATION/TRAINING- VOCATIONAL/TECHNICAL	\$ 90,914,362	1
U008	\$ 43,623,812	21
EDUCATION/TRAINING- TRAINING/CURRICULUM DEVELOPMENT	\$ 43,623,812	21
U009	\$ 11,880,892	15
EDUCATION/TRAINING- GENERAL	\$ 11,880,892	15
R499	\$ 9,769,470	3
SUPPORT- PROFESSIONAL: OTHER	\$ 9,769,470	3
U099	\$ 3,396,898	23
EDUCATION/TRAINING- OTHER	\$ 3,396,898	23
U001	\$ 398,725	16
EDUCATION/TRAINING- LECTURES	\$ 398,725	16
AJ13	\$ 234,290	1
GENERAL SCIENCE & TECHNOLOGY R&D SVCS; GENERAL SCIENCE & TECHNOLOGY; EXPERIMENTAL DEVELOPMENT	\$ 234,290	1
U004	\$ 217,128	1
EDUCATION/TRAINING- SCIENTIFIC/MANAGEMENT	\$ 217,128	1
AF14	\$ 196,147	1
EDUCATION, TRAINING, EMPLOYMENT, & SOCIAL SVCS R&D SVCS; EDUC SVCS R&D; R&D ADMINISTRATIVE EXPENSES	\$ 196,147	1
U010	\$ 51,500	1
EDUCATION/TRAINING- CERTIFICATIONS/ACCREDITATIONS FOR EDUCATIONAL INSTITUTIONS	\$ 51,500	1
561612 - SECURITY GUARD & PATROL SERVICES	\$ 110,610,532	44
R430	\$ 75,569,894	18
SUPPORT- PROFESSIONAL: PHYSICAL SECURITY AND BADGING	\$ 75,569,894	18
S206	\$ 31,978,631	22
HOUSEKEEPING- GUARD	\$ 31,978,631	22
R499	\$ 3,004,794	2
SUPPORT- PROFESSIONAL: OTHER	\$ 3,004,794	2
S201	\$ 50,213	1
HOUSEKEEPING- CUSTODIAL JANITORIAL	\$ 50,213	1
X1JZ	\$ 7,000	1
LEASE/RENTAL OF MISCELLANEOUS BUILDINGS	\$ 7,000	1



FEMA BREAKDOWN

Spending Codes Breakdown

FEMA

Data Explanation

The table to the right shows by NAICS description, which PSC codes were paired for transparency. You'll need to download this [PSC manual](#) to adjust your own codes. If you need assistance with your registrations and code choices, please reach out to your Contracting Specialist.

Subsection Explanation

This section breaks down where each office spent its budget during FFY 2021.

What They Bought ...

\$ #

311991 - PERISHABLE PREPARED FOOD MANUFACTURING	\$	98,790,718	23
8970	\$	91,459,814	21
COMPOSITE FOOD PACKAGES	\$	91,459,814	21
8945	\$	7,330,904	2
FOOD, OILS AND FATS	\$	7,330,904	2
524292 - THIRD-PARTY ADMIN OF INSURANCE & PENSION FUNDS	\$	93,505,469	6
D399	\$	51,166,698	1
IT AND TELECOM- OTHER IT AND TELECOMMUNICATIONS	\$	51,166,698	1
G008	\$	42,338,771	5
SOCIAL- GOVERNMENT INSURANCE PROGRAMS: OTHER	\$	42,338,771	5
541720 - R&D IN THE SOCIAL SCIENCES & HUMANITIES	\$	81,957,467	17
B550	\$	78,030,160	11
SPECIAL STUDIES/ANALYSIS- ORGANIZATION/ADMINISTRATIVE/PERSONNEL	\$	78,030,160	11
B553	\$	2,043,393	1
SPECIAL STUDIES/ANALYSIS- COMMUNICATIONS	\$	2,043,393	1
B599	\$	1,843,114	2
SPECIAL STUDIES/ANALYSIS- OTHER	\$	1,843,114	2
B548	\$	40,000	1
SPECIAL STUDIES/ANALYSIS- TRADE ISSUE	\$	40,000	1
DG11	\$	800	1
IT AND TELECOM - NETWORK - TELECOM ACCESS SERVICES	\$	800	1
B521	\$	-	1
SPECIAL STUDIES/ANALYSIS- HISTORICAL	\$	-	1



FEMA BREAKDOWN

Spending Codes Breakdown

FEMA

Data Explanation

The table to the right shows by NAICS description, which PSC codes were paired for transparency. You'll need to download this [PSC manual](#) to adjust your own codes. If you need assistance with your registrations and code choices, please reach out to your Contracting Specialist.

Subsection Explanation

This section breaks down where each office spent its budget during FFY 2021.

What They Bought ...	\$	#
339112 - SURGICAL & MEDICAL INSTRUMENT MFG	\$ 61,531,088	12
6515	\$ 61,274,348	10
MEDICAL AND SURGICAL INSTRUMENTS, EQUIPMENT, AND SUPPLIES	\$ 61,274,348	10
U010	\$ 256,740	2
EDUCATION/TRAINING- CERTIFICATIONS/ACCREDITATIONS FOR EDUCATIONAL INSTITUTIONS	\$ 256,740	2
Grand Total	\$ 7,815,058,540	1731



Section III:

How Do They Buy?



COMPETITION

How was the contract competed?

FEMA

Subsection Explanation

In this section, we'll review the different **methods of competition** FEMA used during the FFY 2021.

Data Explanation

The data to the right explains how FEMA competed during the FFY in question.

Definitions

SAP - Simplified Acquisition Procedures:

The Simplified Acquisition Threshold (SAT) (FAR 2.101) is \$250,000. The SAT can vary depending on the particular acquisition situation.

Full & Open Competition:

An award competed on the open market, pursuant to FAR 6.102(a) - sealed bid, FAR 6.102(b) - competitive proposal, FAR 6.102(c) - Combination, or any other competitive method that did not exclude sources of any type.

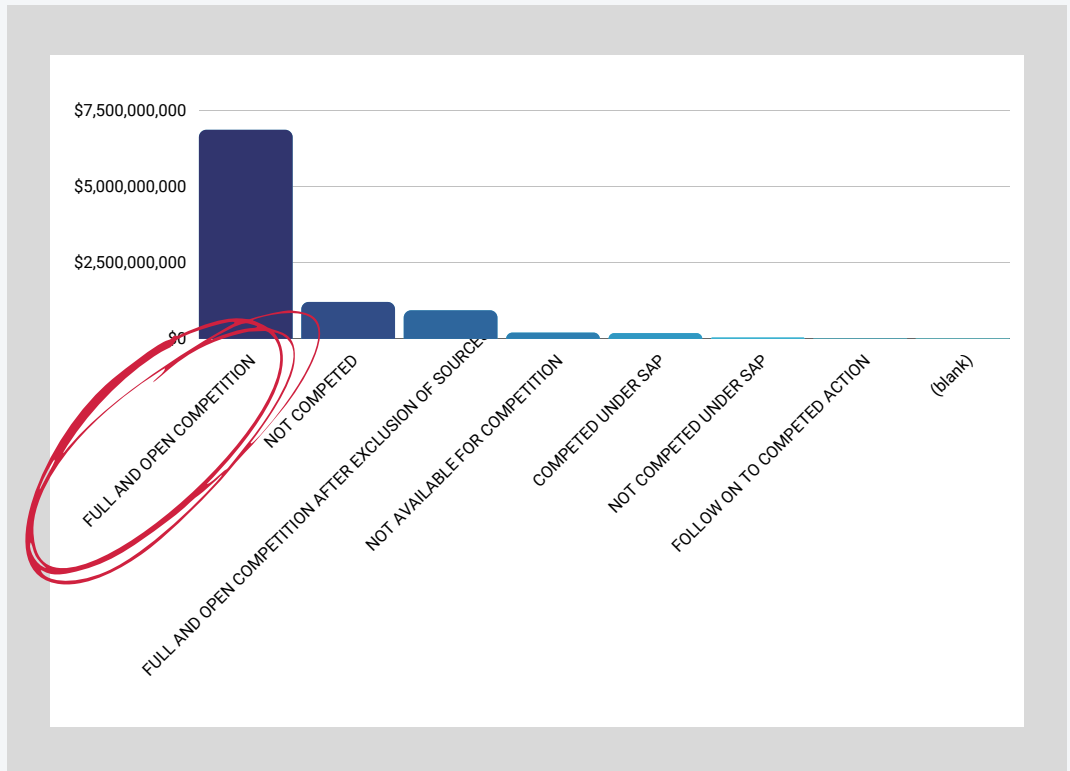
Full & Open (After Exclusion of Sources):

Agencies may exclude a particular source from a contract action in order to establish or maintain an alternative source or sources for the supplies or services being acquired if the agency head determines that to do so would benefit in one or more specific ways.

How was the contract competed?

\$ #

FULL AND OPEN COMPETITION	\$ 6,857,961,884	3134
NOT COMPETED	\$ 1,207,334,822	350
FULL AND OPEN COMPETITION AFTER EXCLUSION OF SOURCES	\$ 932,877,508	796
NOT AVAILABLE FOR COMPETITION	\$ 200,603,849	178
COMPETED UNDER SAP	\$ 182,783,279	1011
NOT COMPETED UNDER SAP	\$ 39,037,353	303
FOLLOW ON TO COMPETED ACTION	\$ 1,234,573	2
(blank)	\$ 345,321	2
Grand Total	\$ 9,422,178,589	5776



FEDERAL DATA

Contracting Vehicles

FEMA

Data Explanation

The table to the right lists the contracting vehicles used, in order of spending. Based on your level of experience, you can use this information in multiple different ways. We'll discuss this further later in the report.

Definitions

IDC - Indefinite Delivery Contract:

A vehicle that has been awarded to one or more entities to facilitate the delivery of supply and service orders.

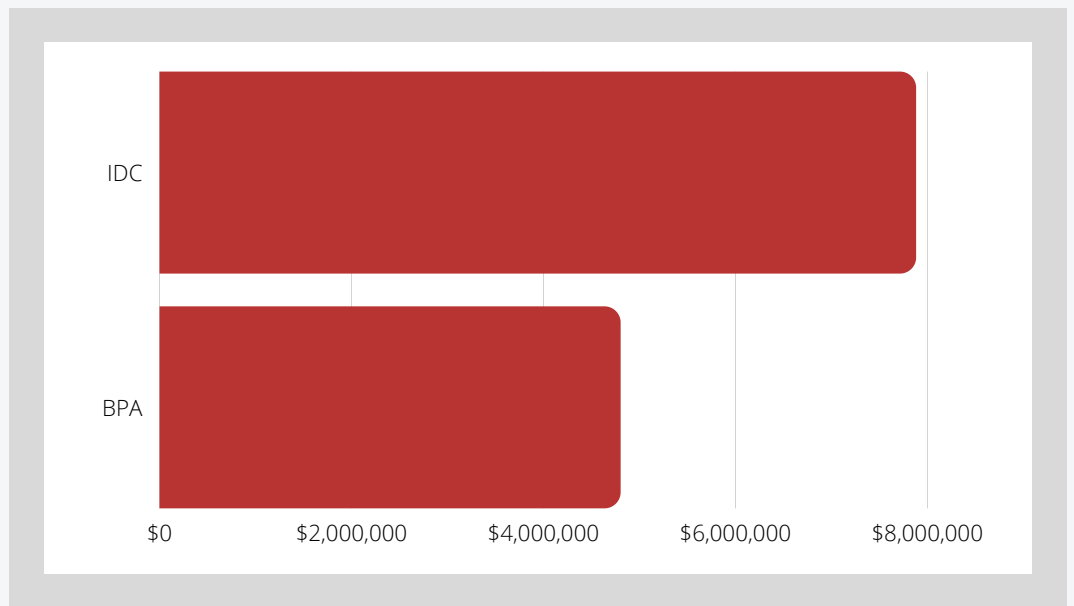
BPA - Blanket Purchase Agreement:

An agreement established by a customer with a GSA Schedule contractor to fill repetitive needs for supplies or services (FAR 8.405-3).

Subsection Explanation

This section will review the **contracting vehicles** that were used by the government to purchase products/ services.

Contracting Vehicles Used	\$	#
NONE USED	\$ 9,409,456,213	5776
INDEFINITE DELIVERY CONTRACT*	\$ 7,922,376	
BLANKET PURCHASE AGREEMENT*	\$ 4,800,000	
Grand Total	\$ 9,422,178,589	5776



COMPETITION

What type of pricing was used?

FEMA

Subsection Explanation

This area reviews the different **pricing types** favored by FEMA for their FFY 2021 procurements.

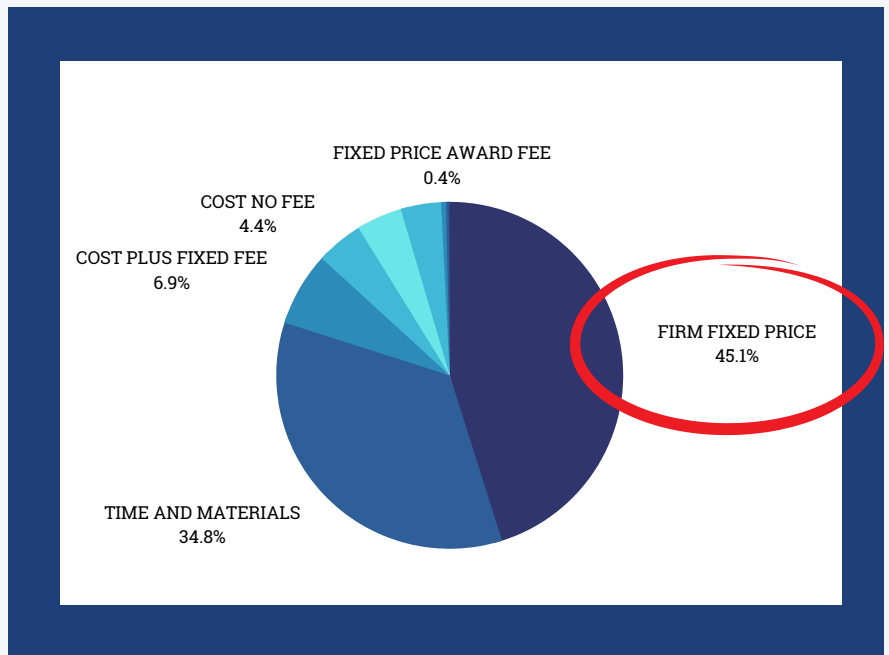
Data Explanation

The data to the right explains which pricing types were used for the contracts that are relevant to your business. These types are so far, the only types you should spend time familiarizing yourself with. Be sure that you have a federally compliant accounting system if you plan on pursuing direct federal awards.

Pricing Types Used

	\$	#
FIRM FIXED PRICE	\$ 4,251,119,875	4693
TIME AND MATERIALS	\$ 3,278,254,982	591
COST PLUS FIXED FEE	\$ 648,234,438	242
COST NO FEE	\$ 413,484,363	68
LABOR HOURS	\$ 401,197,291	128
COST PLUS AWARD FEE	\$ 355,013,770	35
FIXED PRICE AWARD FEE	\$ 41,764,391	2
FIXED PRICE INCENTIVE	\$ 24,502,127	4
FIXED PRICE WITH ECONOMIC PRICE ADJUSTMENT	\$ 7,768,932	11
COST PLUS INCENTIVE FEE	\$ 828,421	2
ORDER DEPENDENT (IDV ALLOWS PRICING ARRANGEMENT TO BE DETERMINED SEPARATELY FOR EACH ORDER)	\$ 10,000	
Grand Total	\$ 9,422,178,589	5776

FIRM FIXED PRICE IS THE MOST FAVORED PRICING TYPE BY FEMA. CHECK OUT [ACQUISITION.GOV](https://www.acquisition.gov) FOR MORE INFORMATION!



Section IV:

Whom Did They Buy From?



COMPETITION

Top 25 Prime Contractors

FEMA

Subsection Explanation

This page includes the top 25 prime contractors who did business with FEMA during FFY2021 in alphabetical order.

Data Explanation

We've hyperlinked each prime contractor's company name to their FedBiz Connect profile so that you can vet each one and evaluate them as a prime or competitor.

Top 25 Prime Contractors	\$	#	DUNS
CH2M HILL - CDM PA-TAC RECOVERY	\$ 746,032,079	61	829380182
AMERICAN MEDICAL RESPONSE, INC.	\$ 620,942,249	97	791466386
PARKDALE ADVANCED MATERIALS, INC.	\$ 532,157,711	1	117478903
FLUOR ENTERPRISES, INC	\$ 342,464,136	38	173309899
COTTON COMMERCIAL USA, INC.	\$ 309,006,322	9	119792633
NISTAC E	\$ 294,542,174	43	829644637
VANGUARD EMERGENCY MANAGEMENT HOUSING INSPECTION SERVICES	\$ 256,575,463	28	078652615 067641597
GENERAL DYNAMICS INFORMATION	\$ 250,253,980	2	079266273
COMPASS PTS JV, THE	\$ 236,869,387	32	928859149
SERCO INC.	\$ 232,441,619	23	078789586
STARR II, A JOINT VENTURE	\$ 231,654,931	41	829852727
AECOM RECOVERY	\$ 206,524,190	15	079345259
RESILIENCE ACTION PARTNERS	\$ 200,753,833	3	154764257
WSP USA SERVICES INC.	\$ 139,165,064	28	081524678
VANGUARD INSPECTION SERVICES	\$ 136,789,308	25	079224084
LEIDOS, INC.	\$ 101,349,928	2	080086608
GIBBCO, LLC	\$ 94,714,721	6	833063105
CH2M FACILITY SUPPORT SERVICES, LLC	\$ 92,822,242	6	829258412
ACTIVE DEPLOYMENT SYSTEMS, INC.	\$ 88,493,251	5	109515259
APTIM FEDERAL SERVICES, LLC	\$ 88,032,125	7	835130485
INTERNATIONAL BUSINESS MACHINES	\$ 87,949,296	9	006914071
RAND CORPORATION, THE	\$ 81,916,667	14	832226802
KARSUN SOLUTIONS LLC	\$ 77,626,865	2	052946894
SOPAKCO, INC.	\$ 72,460,877	15	854855780
RJCL CORPORATION	\$ 68,609,270	6	



Section V:
**Procurement
Offices**



FEMA

Data Explanation

The table to the right shows spending by FEMA procurement office. Each serves a different geographical area/ mission.

Subsection Explanation

This section will show you how much money was spent and how many contracts were awarded by procurement office.

Spending by Office

\$ #

FEMA	\$ 2,721,156,962	471
INCIDENT SUPPORT SECTION(ISS70)	\$ 1,539,846,044	485
INFORMATION TECHNOLOGY SECTION(IT30)	\$ 1,105,015,312	880
MITIGATION SECTION(MIT60)	\$ 1,050,585,013	316
COMMUNITY SURVIVOR ASSISTANCE SEC	\$ 700,804,509	270
PREPAREDNESS SECTION(PRE20)	\$ 615,348,652	366
REGION 6 : EMERGENCY PREPAREDNESS A	\$ 426,258,261	473
NATIONAL CONTINUITY SECTION(CON50)	\$ 298,216,902	256
REGION 2: EMERGENCY PREPAREDNESS AN	\$ 212,660,952	343
SUPPORT SERVICES SECTION(SS40)	\$ 160,141,788	426
REGION 9: EMERGENCY PREPAREDNESS AN	\$ 122,311,228	243
REGION 4: EMERGENCY PREPAREDNESS AN	\$ 94,902,539	375
TEXAS NPSC(TXNP)	\$ 85,809,458	22
REGOIN 3: EMERGENCY PREPAREDNESS AN	\$ 79,554,784	161
REGION 5 : EMERGENCY PREPAREDNESS A	\$ 59,438,403	145
REGION 8 : EMERGENCY PREPAREDNESS A	\$ 57,947,429	68
REGION 1: EMERGENCY PREPAREDNESS AN	\$ 29,181,219	130
NEW ORLEANS CONTRACT OPS MGMT BRA	\$ 18,805,835	86
REGION 10: FEDERAL EMERGENCY MANAGE	\$ 14,818,777	107
REGION 10: FEDERAL EMERGENCY MANAGEMENT	\$ 10,634,384	49
REGION 7: EMERGENCY PREPAREDNESS AN	\$ 9,564,012	99
FEMA CLOSEOUT	\$ 9,176,125	5
Grand Total	\$ 9,422,178,589	5776



COMPETITION

Contracting Vehicles

FEMA

Data Explanation

The data to the right shows which agencies used which contracting vehicles.

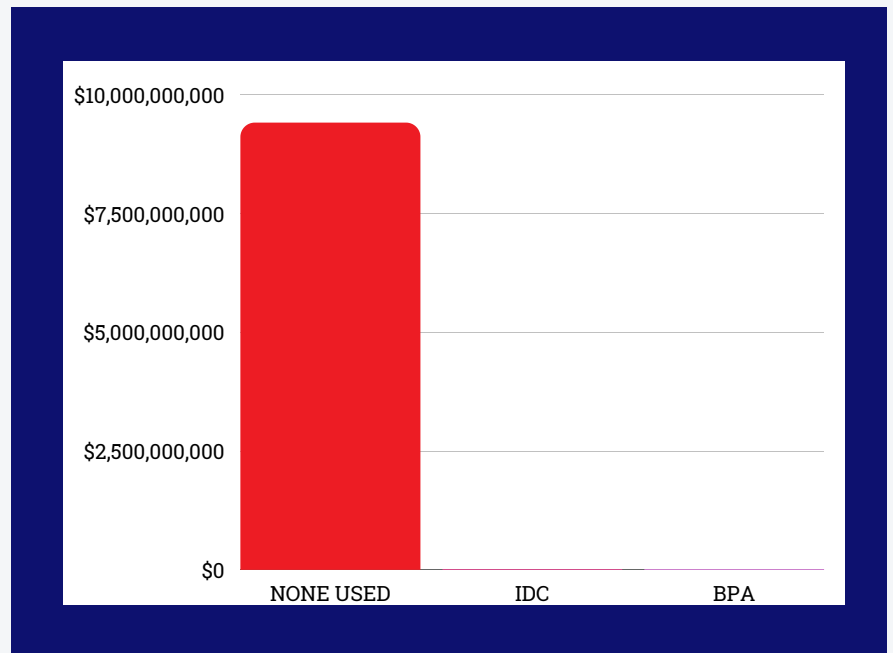
Subsection Explanation

Of those in the last section "not competed", we'll review the reasons given as to why in this section. The contracting officer is required to provide **reasoning used to sole-source** instead of competing on the open market.

Which Contracting Vehicles Were Used by Which Offices?

	\$	#
IDC	\$ 7,922,376	
FEDERAL EMERGENCY MANAGEMENT AGENCY	\$ 7,922,376	
BPA	\$ 4,800,000	
FEDERAL EMERGENCY MANAGEMENT AGENCY	\$ 4,800,000	

MOST CONTRACTS WERE AWARDED DIRECTLY TO INDUSTRY BY FEMA, WITHOUT USE OF A CONTRACTING VEHICLE.



SOCIO-ECONOMIC DATA

Industry Specific Set-Aside Data

FEMA

Data Explanation

The data to the right identifies the set-aside determination the Contracting Officer made at the time of award. This is an essential part of the procurement process, as dictated by the [Federal Acquisition Regulations \(FAR\)](#).


Subsection Explanation

This section analyzes the spending based on **set-aside** type, as determined and entered by the Contracting Officer.

Spending by Set-Aside

	\$	#
NO SET ASIDE USED	\$ 8,815,769,729	5086
SMALL BUSINESS SET ASIDE - TOTAL	\$ 295,601,590	500
8(A) SOLE SOURCE	\$ 140,645,166	113
HUBZONE SET-ASIDE	\$ 56,640,668	29
WOMEN OWNED SMALL BUSINESS	\$ 50,025,100	10
8A COMPETED	\$ 37,529,771	16
SERVICE DISABLED VETERAN OWNED SMALL BUSINESS SET-ASI	\$ 18,331,633	14
HUBZONE SOLE SOURCE	\$ 5,598,203	3
SMALL BUSINESS SET ASIDE - PARTIAL	\$ 1,086,685	1
WOMEN OWNED SMALL BUSINESS SOLE SOURCE	\$ 926,044	3
SDVOSB SOLE SOURCE	\$ 24,000	1
Grand Total	\$ 9,422,178,589	5776

THERE ARE A LOT OF OPPORTUNITIES FOR SMALL BUSINESSES WITH SET-ASIDES HERE AS AGENCIES PREFER TO UTILIZE THEM WHENEVER POSSIBLE.



SOCIO-ECONOMIC DATA

Which Offices Posted to SAM?

FEMA

Data Explanation

The table to the right breaks down which procurement offices posted the contract on SAM, by spending.

Subsection Explanation

This section analyzes which procurement offices within FEMA posted their opportunity on the System for Award Management (SAM) at sam.gov.

Which Offices Posted to SAM?

\$

#

YES	\$	#
FEMA	\$ 6,972,946,514	3188
FEDERAL EMERGENCY MANAGEMENT AGENCY	\$ 2,275,118,283	299
INCIDENT SUPPORT SECTION(ISS70)	\$ 908,406,324	313
MITIGATION SECTION(MIT60)	\$ 771,476,742	160
INFORMATION TECHNOLOGY SECTION(IT30)	\$ 697,431,752	664
COMMUNITY SURVIVOR ASSISTANCE SEC	\$ 589,299,565	128
PREPAREDNESS SECTION(PRE20)	\$ 439,116,777	194
REGION 6 : EMERGENCY PREPAREDNESS A	\$ 352,553,571	190
NATIONAL CONTINUITY SECTION(CON50)	\$ 255,042,629	155
REGION 2: EMERGENCY PREPAREDNESS AN	\$ 206,269,488	211
REGION 9: EMERGENCY PREPAREDNESS AN	\$ 112,782,007	129
REGION 4: EMERGENCY PREPAREDNESS AN	\$ 75,963,916	205
REGOIN 3: EMERGENCY PREPAREDNESS AN	\$ 71,891,247	86
REGION 5 : EMERGENCY PREPAREDNESS A	\$ 57,629,057	108
SUPPORT SERVICES SECTION(SS40)	\$ 46,982,717	69
REGION 8 : EMERGENCY PREPAREDNESS A	\$ 41,791,957	56
REGION 1: EMERGENCY PREPAREDNESS AN	\$ 26,790,877	69
REGION 10: FEDERAL EMERGENCY MANAGE	\$ 13,546,493	58
NEW ORLEANS CONTRACT OPS MGMT BRA	\$ 11,579,709	19
REGION 10: FEDERAL EMERGENCY MANAGEME	\$ 9,564,293	24
REGION 7: EMERGENCY PREPAREDNESS AN	\$ 9,082,505	46
TEXAS NPSC(TXNP)	\$ 604,911	4
FEMA CLOSEOUT	\$ 21,695	1



SOCIO-ECONOMIC DATA

Which Offices Posted to SAM?

FEMA

Data Explanation

The table to the right breaks down which procurement offices posted the contract on SAM, by spending.

Subsection Explanation

This section analyzes which procurement offices within FEMA posted their opportunity on the System for Award Management (SAM) at sam.gov.

Which Offices Posted to SAM?

\$ #

NO	\$ 1,363,578,960	859
INCIDENT SUPPORT SECTION(ISS70)	\$ 584,125,152	47
FEMA	\$ 400,563,169	85
INFORMATION TECHNOLOGY SECTION(IT30)	\$ 152,475,844	46
REGION 6 : EMERGENCY PREPAREDNESS A	\$ 46,757,842	138
MITIGATION SECTION(MIT60)	\$ 43,831,412	21
PREPAREDNESS SECTION(PRE20)	\$ 34,444,364	36
SUPPORT SERVICES SECTION(SS40)	\$ 32,345,804	68
COMMUNITY SURVIVOR ASSISTANCE SEC	\$ 20,749,160	61
REGION 8 : EMERGENCY PREPAREDNESS A	\$ 16,063,411	9
REGION 4: EMERGENCY PREPAREDNESS AN	\$ 15,354,768	85
NEW ORLEANS CONTRACT OPS MGMT BRA	\$ 4,673,699	27
REGION 9: EMERGENCY PREPAREDNESS AN	\$ 3,640,205	59
NATIONAL CONTINUITY SECTION(CON50)	\$ 2,726,797	32
REGION 2: EMERGENCY PREPAREDNESS AN	\$ 1,726,816	48
REGION 5 : EMERGENCY PREPAREDNESS A	\$ 1,148,972	13
REGOIN 3: EMERGENCY PREPAREDNESS AN	\$ 1,062,827	13
REGION 1: EMERGENCY PREPAREDNESS AN	\$ 796,429	25
REGION 10: FEDERAL EMERGENCY MANAGEME	\$ 663,246	10
REGION 10: FEDERAL EMERGENCY MANAGE	\$ 235,206	21
TEXAS NPSC(TXNP)	\$ 138,622	3
REGION 7: EMERGENCY PREPAREDNESS AN	\$ 55,213	12



Section VI:
**Doing Business
with FEMA**



Subsection Overview

This section includes resources for creating a disaster relief capture plan for your business between state and federal contracting, as well as tips and suggestions for contractors.

FEMA is only one of many sources for disaster relief opportunities. Here are the tips provided by former FEMA Program Manager, Robert Wink:

- Be prepared and position yourself BEFORE a disaster occurs.
- Understand the Local Area Set-Aside
- Create Prime to Subcontractor Agreements
- Pursue STATE opportunities - federal grants to the states make up more than half of FEMA's spending. Reach out to specific State Emergency Management Agencies and Offices.



FEMA FAQ

- [Small Business Frequently Asked Questions](#)



State Emergency Management Offices

- [Select Your State Here](#)



Doing Business with Federal Emergency Management Agency (FEMA)

- [Free Courses on our Website](#)

ENGAGEMENT

Doing Business with FEMA

FEMA

Robert T. Stafford Act

FEMA's goal is to seek local companies within the disaster area for goods and services related to a specific disaster when practical and feasible.

Determining Local Vendors

Stafford Act: *Sec 307 - Use of Local Firms & Individuals*

Federal Acquisition Regulation (FAR):

FAR 26.202 - *Local Area Preference*

FAR 52.226-3 - *Disaster of Emergency Area Representation*

FAR 26.203 - *Transition of Work*

Subsection Overview

This section will help you familiarize yourself with FEMA's contracting habits and how you will engage with them directly. If you've utilized our SAM processing services, we've already assisted you in completing your [FEMA Vendor Profile Form](#). Please reach out to your FBA Contract Specialist to seek assistance if you haven't yet or see the FAQ page linked below to learn how to submit to the FEMA liaison team.

FEMA Team Members You Should Know

About the Industry Liaison Program (ILP)

- Establishes strategic relationships with suppliers and stakeholders.
- Serves as an information provider for suppliers seeking to do business with FEMA.
- Connects suppliers with program offices in support of FEMA's mission.

About the Local Business Transition Team (LBTT)

- ILP coordinates the flow of vendor inquiries of how to do business with FEMA from FEMA HQ to the LBTT located in the Joint Field Office.
- ILP provides additional administrative market research support as requested, to the LBTT.
- LBTT provides updates and field status to the ILP.





Federal Emergency Management Agency (FEMA)

Governed by Parent

- [Department of Homeland Security](#)

Small Business Resources

- [FEMA Office of Small Business Programs \(OSBP\)](#)
- [DHS Mentor-Protégé Program](#)
- [FEMA OSBP LinkedIn Page](#)

Linked 



Small Business Contact


- **Email:** FEMA-SB@fema.dhs.gov
- **Phone:** (202) 288 4657

Submit your profile to the above email!



Small Business Vendor Outreach

- [DHS OSBP](#)



ENGAGEMENT

Doing Business with FEMA

FEMA

Fiscal Year 2022

FEMA has 99 advanced contracts in 48 mission-essential areas.

Strategic Sourcing Vehicles Used by FEMA

- Facilities & Construction
- Industrial Products & Services
- Information Technology
- Office Management
- Professional Services
- Security & Protection

Competitive Analysis

We encourage you to use our free research tool on our website to perform your competitive analysis on these Prime Contractors:

[FedBiz Connect](#)

Subsection Explanation

FEMA Advance Contracts for goods and services are competed and awarded in advance of major disaster declarations to provide efficient, cost-effective means for rapid delivery of supplies and services for recurring disaster response and recovery requirements.

FEMA Advanced Contracting for Goods & Services

Acquisition/ Requirement Name (Functional Area)

Description

Awardee

Air Transportation Support Services

Air Transportation Support Services contract. Contract coverage through April 12, 2022.

- MAG Aerospace

Air Transportation Support Services

Air Transportation Support Services contract. Contract coverage through April 12, 2022.

- CSI Aviation

Ambulance

Contract provides air and ground ambulance, para-transit support services in Zones 1 (Atlantic), 2 (Gulf Coast), Zones 3 (Pacific) and 4 (Central U.S). Optional line items will be negotiated if exercised. All zone coverage through July 31, 2022.

- CSI Aviation

Aviation and Ground Support Services for Large scale disasters (CONUS and OCONUS)

Aviation and Ground Support (AGS) Evacuation at Airports - CONUS and OCONUS. Contract coverage through September 21, 2021, with options through September 20, 2026.

- Innovative Emergency Management (IEM)



ENGAGEMENT

Advanced Contracting

FEMA

Fiscal Year 2022

FEMA has 99 advanced contracts in 48 mission-essential areas.

Strategic Sourcing Vehicles Used by FEMA

- Facilities & Construction
- Industrial Products & Services
- Information Technology
- Office Management
- Professional Services
- Security & Protection

Continued ...

Acquisition/ Requirement Name (Functional Area)

Description

Awardee

Aviation and Ground Support Services for Large scale disasters (CONUS and OCONUS)

Aviation and Ground Support (AGS) Evacuation at Airports - CONUS and OCONUS. Contract coverage through September 21, 2021, with options through September 20, 2026.

- MAG Aerospace

Behavioral Health Services

Behavioral Health Services for FEMA employees at fixed sites and disaster sites (including remote areas) locations within the United States and all Territories. Services include Behavioral Health Services Oversight and Management, Behavioral Health Stress Counselors, and Employee Assistance Program (EAP)/Enhanced Work Life support. Coverage through December 18, 2021.

- Armed Forces Services Corporation (AFSC) dba Magellan Federal

Boxed and Bottled Water for Disaster Survivors

Bottled Water and Extended Shelf Life Water for disaster survivors. Contract coverage through September 4, 2022.

- Arrowhead Realty Corp
- Composite Analysis Group, Inc.

Commercial & Reduced Sodium Meals

Shelf-Stable (30-36 Months), Self-heating Reduced Sodium and Commercial Meals for Survivors is an IDIQ, which is task order dependent. Contract coverage through September 27, 2022.

- Chef Minute Meals, Inc.
- Sopakco, Inc.
- AmeriQual Group, LLC



ENGAGEMENT

Advanced Contracting



FEMA

Fiscal Year 2022

FEMA has 99 advanced contracts in 48 mission-essential areas.

Strategic Sourcing Vehicles Used by FEMA

- Facilities & Construction
- Industrial Products & Services
- Information Technology
- Office Management
- Professional Services
- Security & Protection

Continued ...

Acquisition/ Requirement Name (Functional Area)

Description

Awardee

Commercial Cots	Commercial Cots is an IDIQ contract that is task order dependent. CONUS and OCONUS coverage suppling Distribution Center(s) Atlanta, Frederick, Ft Worth, Moffet, Puerto Rico, Guam, and Hawaii. Contract coverage through November 19, 2021.	<ul style="list-style-type: none"> • Tube Enterprises, Inc.
Consumable Medical Supply Shelter Support Items	This contract provides kit items for FEMA to purchase, as needed, based on requirements set forth by FEMA. FEMA will not be warehousing these support items as they will be ordered on an as-need basis to support shelters with a general population of 100 persons in an affected jurisdiction. Coverage through June 20, 2022, with options through June 20, 2026.	<ul style="list-style-type: none"> • AvMEDICAL, LLC • RCG of North Carolina, LLC • SouthCo & Associates, Inc. • Tava Products, LLC
Cross Docking & Incident Support Base Support Services	Contractors will provide a network of transportation and emergency cross dock/freight forwarding service operation centers throughout the Continental United States Providing capability to support large scale trailer operations during presidentially declared disasters. Contract coverage through July 20, 2022, with options through July 20, 2025.	<ul style="list-style-type: none"> • J.B. Hunt Transport, Inc. • Crowley Government Services Inc. • Estes Express Lines Inc.



ENGAGEMENT

Advanced Contracting



FEMA

Fiscal Year 2022

FEMA has 99 advanced contracts in 48 mission-essential areas.

Strategic Sourcing Vehicles Used by FEMA

- Facilities & Construction
- Industrial Products & Services
- Information Technology
- Office Management
- Professional Services
- Security & Protection

Continued ...

Acquisition/ Requirement Name (Functional Area)

Description

Awardee

Deployment Tracking Systems (DTS)

Deployment Tracking System (DTS), formerly known as Integrated Disaster Workforce Management Information System (IDWMIS). Used by agency officials to track and deploy the national disaster workforce during response to federally declared disasters. Contract coverage through September 29, 2025.

- Blueprint Consulting Services, LLC

Durable Medical Equipment (DME) Cache

Durable medical equipment cache for FEMA to purchase as needed, based on requirements set forth by the FEMA Headquarters ESF #6 Mass Care/Emergency Assistance Unit. Task order dependent. Contract coverage through September 29, 2022.

- Mercy Medical Equipment Company
- East Coast Medical
- Multiquip, Inc.

FEMA Operations and Maintenance Support

IT Pillar 5 - General Operations and Maintenance Support for FEMA wide systems. Contract coverage through September 30, 2022, with options through September 30, 2024.

- BAE Systems Technology Solutions & Services, Inc.

FEMA Wireline Telephone Services

IT Pillar 2 - All wireline and other telephone services for CONUS and OCONUS FEMA operations. Contract coverage through September 30, 2022, with options through September 30, 2024.

- Lumen Technologies Government Solutions, Inc. (formerly known as Qwest Government Services and Century Link)



ENGAGEMENT

Advanced Contracting

FEMA

Fiscal Year 2022

FEMA has 99 advanced contracts in 48 mission-essential areas.

Strategic Sourcing Vehicles Used by FEMA

- Facilities & Construction
- Industrial Products & Services
- Information Technology
- Office Management
- Professional Services
- Security & Protection

Continued ...

Acquisition/ Requirement Name (Functional Area)

Description

Awardee

FEMA-wide Wireless Telecommunications

Provide wireless telecommunication services to emergency responders. Contract coverage through July 18, 2022, with options through 2023.

- AT&T Mobility, LLC
- Verizon Wireless
- Manhattan Telecommunications Corporation (MetTel)

Generator Maintenance (CONUS)

National Contract - Making ready non-performing generator assets. Distribution Centers, Atlanta, Moffett, Frederick and Ft Worth. Contract coverage through August 24, 2022.

- Megawattage Generator, Inc.

Generator Maintenance (OCONUS) Services for Distribution Center - Puerto Rico, Hawaii, Guam

On site generator maintenance contract for OCONUS distribution centers in Puerto Rico, Hawaii and Guam. Separate task orders issued per declaration. Contract coverage through June 29, 2022.

- Megawattage, LLC

Generators (CONUS and OCONUS)

The purpose of this Indefinite Delivery Indefinite Quantity (IDIQ) is to procure Generators for the Logistic Management Fleet Management Division. Multiquip Inc is to be used for generators sized 400kW and below, and Inglett Stubbs Intl. is for generators sized 400kW and above. Contract coverage through August 20, 2022, with options through August 2025.

- Inglett Stubbs International, LTD



ENGAGEMENT

Advanced Contracting

FEMA

Fiscal Year 2022

FEMA has 99 advanced contracts in 48 mission-essential areas.

Strategic Sourcing Vehicles Used by FEMA

- Facilities & Construction
- Industrial Products & Services
- Information Technology
- Office Management
- Professional Services
- Security & Protection

Continued ...

Acquisition/ Requirement Name (Functional Area)

Description

Awardee

Hazard Mitigation Technical Assistance Program (HMTAP) Non-A&E	<p>Provides FEMA, FIMA with greater capability and capacity in meeting pre-disaster, during disaster, and post-disaster mitigation and environmental responsibilities. The Contractor provides Non-Architecture and Engineering (Non-A&E) technical assistance, research, analysis, and document development as related to the contract objectives. Coverage includes three geographic sectors covering the entire United States and its territories as follows: Sector-A (Regions 8,9,10 and Pacific Islands), Sector-B (Regions 1-4, DC, PR, VI), and Sector-C (Regions 5, 6, 7). Non-A&E contract coverage through September 29, 2022, with options through 2025.</p>	<ul style="list-style-type: none"> • Wood Environment & Infrastructure Solutions (Sector-A) • CDM Federal Programs Corporation (Sector-B) • Alliance for Resilience and Mitigation (Sector-C)
HMTAP/RiskMAP A&E	<p>Production and Technical Services (PTS) for Architect & Engineering Services (A&E) Nation wide contract. Performing and providing PTS in support of FEMA RiskMAP, HMTAP and TARC Programs. Contract coverage through February 23, 2022.</p>	<ul style="list-style-type: none"> • Star II, A Joint Venture • Compass PTS JV



ENGAGEMENT

Advanced Contracting



FEMA

Fiscal Year 2022

FEMA has 99 advanced contracts in 48 mission-essential areas.

Strategic Sourcing Vehicles Used by FEMA

- Facilities & Construction
- Industrial Products & Services
- Information Technology
- Office Management
- Professional Services
- Security & Protection

Continued ...

Acquisition/ Requirement Name (Functional Area)

Description

Awardee

Housing Inspection Services (HIS)

Housing Inspection services contract providing coverage for CONUS, OCONUS, U.S. Territories, and Native American Reservations. Services provide damage assessments of survivors' properties, occupancy and ownership verification, and related services for grant assistance. Contract coverage through September 30, 2022, with options through September 2024.

- WSP USA Services, Inc.
- Vanguard Inspection Services

Individual Assistance (IA) - Support Contract (SC)

Individual Assistance Support Contract (IASC) supports Individual Assistance and Mass Care in Zone 1 (Regions 1, 2, 3, 4, 5) and Zone 2 (Regions 6, 7, 8, 9, &10). Contract coverage through May 6, 2022, with options through May 6, 2023.

- Aptim Federal Service, LLC. (Zone 1)
- CH2M Facility Support Services, LLC. (Zone 2)

Individual Identity Verification Service

This is a service used to verify and authenticate the identity of personnel applying for disaster assistance to prevent duplicate or fraudulent applications for assistance. Verification determines that the person exists. Authentication determines that the person applying for assistance is who he or she says he is, and is not using a stolen identity. Contract coverage through June 30, 2022, with options through June 30, 2024.

- Lexis Nexis Special Services, Inc.



ENGAGEMENT

Advanced Contracting



FEMA

Fiscal Year 2022

FEMA has 99 advanced contracts in 48 mission-essential areas.

Strategic Sourcing Vehicles Used by FEMA

- Facilities & Construction
- Industrial Products & Services
- Information Technology
- Office Management
- Professional Services
- Security & Protection

Continued ...

Acquisition/ Requirement Name (Functional Area)

Description

Awardee

Infant and Toddler Shelter Supply Items	Infant & Toddler Items and Kits for Steady State and Emergency Response. Supplies for children under three years of age. IDIQ - task order dependent. Contract coverage through September 26, 2022.	<ul style="list-style-type: none"> • Asset Group, Inc. • RCG of North Carolina, LLC
Laundry Services	National contract for Laundry Services in support of disaster survivors during federally declared events. Contract coverage through July 25, 2022. Once the period of performance ends, this requirement will not be recompeted at the national level.	<ul style="list-style-type: none"> • Active Deployment System • Asset Group • Granny's Alliance LLC • OKS Cascade Company
Logistics Supply Chain Management System (LSCMS)	Contractor Operations and Maintenance services to support Logistics Supply Chain Management System: EOPS server operations; hardware maintenance; ongoing IRRIS Services. Contract coverage through March 18, 2022, with options through March 2025.	<ul style="list-style-type: none"> • Manhattan Associates, Inc. (Prime)



ENGAGEMENT

Advanced Contracting

FEMA

Fiscal Year 2022

FEMA has 99 advanced contracts in 48 mission-essential areas.

Strategic Sourcing Vehicles Used by FEMA

- Facilities & Construction
- Industrial Products & Services
- Information Technology
- Office Management
- Professional Services
- Security & Protection

Continued ...

Acquisition/ Requirement Name (Functional Area)

Description

Awardee

Mail Operations	Individuals and HC6 (IHP) Incoming and Outgoing Mail Processing. Disaster Assistance Mail Services processes incoming and out going mail communication and claims from disaster victims. Inbound and Outbound contract coverage through October 31, 2021, with options through October 31, 2025.	<ul style="list-style-type: none"> • Intellectus, LLC (Inbound) • Allison Payment Systems (Outbound)
Manufactured Housing Units	1, 2 and 3 Bedroom Manufactured Housing Units in support of disaster survivors. To be stored at the Temporary Housing Storage sites in Selma, AL and Cumberland, MD. Contract coverage through December 29, 2021, with options through December 29, 2025.	<ul style="list-style-type: none"> • American Homestay • Gibbco Inc. • Scotbilt Homes, Inc. • Champion • CMH • Green Structure Homes (GSH) • Lexington
Medical Health Services	Medical Services for FEMA employees at fixed sites, and disaster sites. Services include operations, vaccinations, standup and support in regional external Health Units, fixed sites and Registered Nurse support at HQ, during activation of the NRCC. BPA coverage through December 15, 2021.	<ul style="list-style-type: none"> • Spectrum Healthcare Resources, Inc.



ENGAGEMENT

Advanced Contracting

FEMA

Fiscal Year 2022

FEMA has 99 advanced contracts in 48 mission-essential areas.

Strategic Sourcing Vehicles Used by FEMA

- Facilities & Construction
- Industrial Products & Services
- Information Technology
- Office Management
- Professional Services
- Security & Protection

Continued ...

Acquisition/ Requirement Name (Functional Area)

Description

Awardee

MERS Mobile Satellite Services

Individuals and HC6 (IHP) Incoming and Outgoing Mail Processing. Disaster Assistance Mail Services processes incoming and out going mail communication and claims from disaster victims. Inbound and Outbound contract coverage through October 31, 2021, with options through October 31, 2025.

- Intellectus, LLC (Inbound)
- Allison Payment Systems (Outbound)

Manufactured Housing Units

Disaster Contingency Satellite Network Support. Contract coverage through August 31, 2022, with options through July 31, 2023.

- Drs. Global Enterprise Solutions, Inc.

Missing and Exploited Child Alert Services

The National Center for Missing and Exploited Children contract provides Alert Services during response and recovery of federally declared disasters. Contract coverage through April 13, 2022, with options through May 6, 2023.

- The National Center for Missing and Exploited Children

Mobile Disaster Recovery Center (MDRC) Satellite Airtime (Service) / GEP Service

Satellite airtime enables MDRC communication and access to FEMA networks and communications for disaster operations. Contract coverage through May 31, 2023.

- Federal Citizen Information Center - Office of Network Services



ENGAGEMENT

Advanced Contracting

FEMA

Fiscal Year 2022

FEMA has 99 advanced contracts in 48 mission-essential areas.

Strategic Sourcing Vehicles Used by FEMA

- Facilities & Construction
- Industrial Products & Services
- Information Technology
- Office Management
- Professional Services
- Security & Protection

Continued ...

Acquisition/ Requirement Name (Functional Area)

Description

Awardee

Mobile Satellite Services Program	FEMA's Mobile Satellite Services Program for BGAN and Iridium equipment and services. Contact coverage through May 31, 2026.	<ul style="list-style-type: none"> • Inmarsat Government, Inc.
Motor Coach Evacuation - Mass Transportation Services	The Contractor shall provide preparedness, crisis-action and operational support to FEMA Logistics Management Directorate and Office of Response and Recovery including preparedness planning, disaster-specific planning and operational support to a large-scale motor coach evacuation operation of general population within the continental United States. Transportation Services coverage through May 14, 2022, with options through May 14, 2024.	<ul style="list-style-type: none"> • Transportation Management Services (TMS)
National Log House Program	National Log House Program supports survivors during federally declared disasters. Contract coverage through April 2, 2022, with options through April 2, 2023.	<ul style="list-style-type: none"> • Aptim Federal Services, LLC • CH2M Facility Support Services, LLC • Disaster Solutions Alliance, LLC • MLU Services, Inc. • Timberline Construction Group, LLC • Windstorm Mitigation, Inc.



ENGAGEMENT

Advanced Contracting

FEMA

Fiscal Year 2022

FEMA has 99 advanced contracts in 48 mission-essential areas.

Strategic Sourcing Vehicles Used by FEMA

- Facilities & Construction
- Industrial Products & Services
- Information Technology
- Office Management
- Professional Services
- Security & Protection

Continued ...

Acquisition/ Requirement Name (Functional Area)

Description

Awardee

National Responder Support Camp (RSC) Operation Services	<p>National Responder Support Camp (RSC) Operation Services, formerly known as Base Camp Support Large (300-2000 beds). The scope provides support services for responders inclusive of mobilization, site preparation, installation, base camp management and operation, and demobilization as set forth in task orders. Contractor services include: base camp design, site preparation, installation and maintenance of all contractor provided equipment, and all services necessary to effectively and efficiently manage and operate the base camp. Contract coverage through September 25, 2022.</p>	<ul style="list-style-type: none"> • Rapid Deployment • OKS Cascade • Shipcom Wireless • Deployed Resources • Active Deployment • Asset Group
National Vehicle Maintenance Service Contract	<p>National Vehicle Maintenance Service Contract. Maintenance, Inspections, and Repair Services of disaster response tactical vehicles, i.e. MERS vehicles, etc. in support of The Logistics Management Directorate Fleet Maintenance Program. Contract coverage through November 28, 2022.</p>	<ul style="list-style-type: none"> • International Service Contractors, LLC



ENGAGEMENT

Advanced Contracting



FEMA

Fiscal Year 2022

FEMA has 99 advanced contracts in 48 mission-essential areas.

Strategic Sourcing Vehicles Used by FEMA

- Facilities & Construction
- Industrial Products & Services
- Information Technology
- Office Management
- Professional Services
- Security & Protection

Continued ...

Acquisition/ Requirement Name (Functional Area)

Description

Awardee

Public Assistance (PA) - Technical Assistance Contract (TAC) IV

The Public Assistance - Technical Assistance Contract (PA-TAC) is in place to meet the intermittent, urgent requirements of the FEMA PA Program. The PA-TAC provides architect-engineer and other technically qualified professionals to evaluate damaged public facilities in response to Presidentially-declared disasters and emergencies. Contract coverage through January 26, 2022, with options through January 26, 2024.

- FLUOR ENTERPRISES INC (Zone 1)
- SERCO INC (Zone 2)
- CH2M HILL - CDM PA-TAC (Zone 3)

Public Service Advertising (PSA) Ad Council

Contract services with the Public Service Advertising Ad Council. To provide public alerts and campaigns to general public prior to, during and post disaster. Contract coverage through February 26, 2022, with options through February 26, 2025.

- The Advertising Council, Inc.

RadResponder Support Services

In support of FEMA Chemical, Biological, Radiological, and Nuclear Office (CBRN) RadResponder is to provide a free standardized radiation data collection and management tool for all levels of operational monitoring of environmental data and emergency response during a radiological, biological or nuclear event. Contract coverage through December 30, 2021.

- Intuitive Information Systems Technologies, LLC dba Chainbridge Technologies



ENGAGEMENT

Advanced Contracting



FEMA

Fiscal Year 2022

FEMA has 99 advanced contracts in 48 mission-essential areas.

Strategic Sourcing Vehicles Used by FEMA

- Facilities & Construction
- Industrial Products & Services
- Information Technology
- Office Management
- Professional Services
- Security & Protection

Continued ...

Acquisition/ Requirement Name (Functional Area)

Description

Awardee

**Resource and Capability
Transportation Support during Disasters (RCTSD) - GUAM, CNMI, & SAMOA**

Full suite of transportation services such as air, maritime, and ground transportation including point of origin at both air/sea ports to destination is key to fulfill the requirement. In addition, cross-docking, warehousing services are needed to successfully complete FEMA's mission to help people before, during and after disasters in Guam, Commonwealth of the Northern Mariana Islands (CNMI), and American Samoa. Contract coverage through August 2, 2022, with options through August 1, 2026.

- Dewitt World Move
- Matson Logistics

**Resource and Capability
Transportation Support during Disasters (RCTSD) - U.S. Virgin Islands & Puerto Rico (VIPR)**

Program known as VIPR. Full suite of transportation services such as air, maritime, and ground transportation including point of origin at both air/sea ports to destination is key to fulfill the requirement. In addition, cross-docking, warehousing services, essential equipment, and all necessary labor to fulfill such transportation services, are needed to successfully complete FEMA's mission to help people before, during and after disasters in U.S. Virgin Islands and Puerto Rico. Contract coverage through December 30, 2021, with options through 2025.

- Crowley Government Services Inc.
- Ceva Freight LLC



ENGAGEMENT

Advanced Contracting



FEMA

Fiscal Year 2022

FEMA has 99 advanced contracts in 48 mission-essential areas.

Strategic Sourcing Vehicles Used by FEMA

- Facilities & Construction
- Industrial Products & Services
- Information Technology
- Office Management
- Professional Services
- Security & Protection

Continued ...

Acquisition/ Requirement Name (Functional Area)

Description

Awardee

Self-Help Tarps	Self-Help Tarps to be used for small areas of roof damage Size- 20'x 25'. Contract coverage through March 30, 2022, with options through March 30, 2025.	<ul style="list-style-type: none"> • Fencescreen, Inc. • J & M Industries, NC. • Royal Distributors, LLC
Shipping and Receiving of Mail Equipment, Storage Services	The scope of this contract includes the storage, shipping, and maintenance of mail equipment in support of disaster operations. The equipment includes mail meters, scales, and supplies to support the equipment. Contract coverage through November 30, 2021, with options through 2024.	<ul style="list-style-type: none"> • Metro Techies, LLC
Supplies and Services with DLA	The existing Interagency Agreement (IAA) with DLA is a contractual vehicle for the provisioning of disaster commodities and services during disaster operations. To provide MREs, aviation, maritime and land weapon systems, clothing, construction equipment, fuel and medical supplies. Contract coverage through March 11, 2022.	<ul style="list-style-type: none"> • Defense Logistics Agency (DLA)
Telephonic Interpretation Services	Telephonic Interpretation Services for uses at the three Recovery Service Centers located in MD, TX, and VA. Contract coverage through July 27, 2022, with options through July 27, 2023.	<ul style="list-style-type: none"> • Language Line, LLC



ENGAGEMENT

Advanced Contracting

FEMA

Fiscal Year 2022

FEMA has 99 advanced contracts in 48 mission-essential areas.

Strategic Sourcing Vehicles Used by FEMA

- Facilities & Construction
- Industrial Products & Services
- Information Technology
- Office Management
- Professional Services
- Security & Protection

Continued ...

Acquisition/ Requirement Name (Functional Area)

Description

Awardee

Texas National Processing Service Center (TXNPSC) Contact Center

Texas National Processing Service Center (TXNPSC) Contact Center Support and Operations. BPA for call orders when a disaster occurs for turnkey call center support & temporary call agents in handling up to 147,000 production hours per week. Agreement coverage through June 21, 2022, with options through June 21, 2026.

- CSRA, LLC
- Itcon Services, LLC
- Maximus Federal Services, Inc.
- TelTECH Government Solutions, LLC

Transitional Sheltering Assistance (TSA)

Transitional Sheltering Assistance (TSA) Program. This BPA allows FEMA to use the short-term lodging services of Corporate Lodging Consultants to manage the placement of disaster victims into hotels in the event of mass evacuations. Contract coverage through November 2021.

- Corporate Lodging Consultants, Inc.

Telephonic Interpretation Services

Telephonic Interpretation Services for uses at the three Recovery Service Centers located in MD, TX, and VA. Contract coverage through July 27, 2022, with options through July 27, 2023.

- Language Line, LLC





GETTING HELP

FBA Resources & Assistance Options

FedBiz Access Government Readiness Level Plan

Are your registrations current and optimized?

- We offer full-service support for [SAM & DSBS Optimization](#).
- Federal visibility & market exposure in [FedBiz Connect](#).
- Get daily bid opportunities through [Market Intel](#).
- Learn how to do business with the government at [FedBiz-U](#).

Once you've found an opportunity to pursue, what's next?

- Need to make a good first impression? [Capability Statement](#)
- Need better visibility? [Government Landing Page](#)
- Need help finding the right buyers to talk to? [Federal, State & Local](#)
- Need a complete government marketing plan? [Marketing Action Plan](#)
- Need to get certified for set-aside opportunities? [Certifications](#)
- Need a full-service GSA Schedule team? [GSA Schedule](#)

See our [Service Guide](#) for more details on our services.

FedBiz Access helps companies build a clear path from registration to award.



FEMA Contracting Specialists

CONTACT NAME	EMAIL	PHONE
Andrea Greene	andrea.greene@fema.dhs.gov	540-542-2307
Andrea T. Tubbs	andrea.tubbs@dhs.gov	940-898-5395
Armetia Cato	armetia.cato@fema.dhs.gov	202-646-3318
Ashlee Young	ashlee.young@fema.dhs.gov	202-826-5994
Autumn Trevino	autumn.trevino@fema.dhs.gov	202-710-1125
Beth Farley	beth.farley@fema.dhs.gov	301-447-1155
Bianca Meira-Penna	bianca.meira-penna@dhs.gov	202-646-3318
Billy Fowler	billy.fowler@fema.dhs.gov	202-351-9376
Bryan McCreary	bryan.mccreary@dhs.gov	301-447-1058
Carmen Ragin	carmen.ragin@fema.dhs.gov	202-212-5105
Christopher D. Wright	Christopher.Wright@fema.dhs.gov	202-212-3558
Christopher L. Barrow	christopher.barrow@fema.dhs.gov	540-542-2304
Chuck Thompson	charles.thompson4@fema.dhs.gov	609-508-2454
Crystal Garcia	crystal.garcia@fema.dhs.gov	303-483-1490
Daniel LaRussa	daniel.larussa@fema.dhs.gov	202-316-3982
Darlene M. Davis	darlene.davis@fema.dhs.gov	202-705-8839
David Orris	david.orris@dhs.gov	301-447-7587
Davida Patton	davida.patton@fema.dhs.gov	202-702-1968
Debra Boe	debra.boe@fema.dhs.gov	504-875-1255
Doug Porter	douglas.porter@dhs.gov	202-340-9854
Douglas Stickler	Douglas.Stickler@fema.dhs.gov	202-531-9146
Erik Young	erik.young@fema.dhs.gov	202-212-4108
Gary Topper	gary.topper@fema.dhs.gov	301-447-7280
Gerard Hegggers	gerard.heggers@fema.dhs.gov	571-449-1949
Glen Seipp	glen.seipp@fema.dhs.gov	301-447-7264
Gregory A. Keller	Gregory.Keller@fema.dhs.gov	301-447-1077
Heidi Crawley	heidi.crawley@fema.dhs.gov	301-447-1276
Horacio Fernandez	horacio.fernandez@fema.dhs.gov	512-701-1654
James D. Suerdieck	james.suerdieck@fema.dhs.gov	301-447-7244
Jerriane Miller	jerraine.miller@fema.dhs.gov	202-718-3707
Joe E Webb, Jr.	joe.webb@fema.dhs.gov	425-408-2486
John Clemons	john.clemons@fema.dhs.gov	202-320-2460
John Olver	john.olver@fema.dhs.gov	202-646-2924
Karley Hoyt	karley.hoyt.2@fema.dhs.gov	202-351-9910
Kathlenn Boggess	kathleen.boggess@fema.dhs.gov	347-906-4841
Katya Oxley	ekaterina.oxley@usace.army.mil	757-201-7026
Keisha Pullen-Perry	keisha.pullen-perry@fema.dhs.gov	202-212-5909
Kenneth Day	kenneth.day@gsa.gov	404-562-7716
Kenneth Holmes	kenneth.holmes@dhs.gov	770-220-8770
Kevin Burns	kevin.burns@fema.dhs.gov	787-296-3534
Kevin Hennigan	kevin.hennigan@fema.dhs.gov	540-542-2303
Kevin Williams	KevinW.Williams@fema.dhs.gov	303-235-4606
Kimberly Gantt	kimberly.gantt@fema.dhs.gov	470-295-5407
Kimberly Hodge	kimberly.hodge@fema.dhs.gov	202-702-3931

FEMA Contracting Specialists

Kimberly Logue	kim.logue@fema.dhs.gov	301-447-1266
Kimmeria Hall	kimmeria.hall@Fema.dhs.gov	202-372-5613
Laura B. Harshbarger	laura.harshbarger@dhs.fema.gov	301-447-7611
Laura Harshbarger	laura.harshbarger@dhs.gov	301-447-7611
Linda Ossei-Boateng	linda.ossei-boateng@fema.dhs.gov	202-924-0339
Mario Sanchez	marior.sanchez@associates.fema.dhs.gov	347-837-0319
Mark Tegeler	mark.tegeler@associates.fema.dhs.gov	202-646-4645
Matthew A. Raible	Matthew.Raible@fema.dhs.gov	202-507-1798
Melissa Wiehenstroer	Melissa.Wiehenstroer@fema.dhs.gov	202-568-4391
Michael Bonds	michael.bonds@fema.dhs.gov	202-257-8893
Michael Koeth	michael.koeth@fema.dhs.gov	202-805-7530
Michelle Duncan	michelle.duncan@fema.dhs.gov	202.258.2357
Michelle Spielman	Michelle.Spielman@fema.dhs.gov	301-447-1478
Mimie Preston	mimie.preston@fema.dhs.gov	202-212-5827
Moinque Park	monique.park@fema.dhs.gov	202-212-7781
Neel Patel	neel.patel@fema.dhs.gov	857-205-2560
Nicole L. Joseph	nicole.joseph@fema.dhs.gov	470-416-9313
O'Vincent Brown	OVincent.Brown@fema.dhs.gov	202.646.3880
Patricia Gilmore	patricia.gilmore@fema.dhs.gov	202-322-2014
Perry Toomer	perry.toomer@fema.dhs.gov	770-220-8871
Rachel Woods	Rachel.woods@fema.dhs.gov	256-454-1197
Rahsaan Edwards	rahsaan.edwards@dhs.gov	202-646-5786
Raja Rajan	raja.rajan@fema.dhs.gov	202-394-6901
Raymond Lucas	raymond.lucas@fema.dhs.gov	386-689-9151
Richard Albidress	Richard.Albidress@fema.dhs.gov	425-686-4821
Richard Roberg	richard.roberg@dhs.gov	504-762-2268
Rudolfo J. Morales Jr.	rudolfo.morales@usace.army.mil	918-669-7275
Ryan Owings	ryan.owings@fema.dhs.gov	540-542-2226
Sam Ansani	sam.ansani@dhs.gov	202-646-3578
Sandra Hawkins	sandra.hawkins@fema.dhs.gov	540-542-5282
Sandra Shanks	sandra.shanks@fema.dhs.gov	303-501-0051
Sarah J. Huwig-Leister	jane.huwig-leister@fema.dhs.gov	301-447-1053
Sean Williams	sean.williams@fema.dhs.gov	202-646-4354
Shawn Smith	shawn.smith@fema.dhs.gov	202-251-4324
Sherri Brown	sherri.brown@fema.dhs.gov	202-710-6860
Sherwin Turner	sherwin.turner@fema.dhs.gov	202-255-2305
Stephanie Brock	stephanie.brock@fema.dhs.gov	540-542-2530
Stephanie R. Lindner	stephanie.lindner@fema.dhs.gov	816-809-1596
Stephanie Witt	stephanie.witt@dhs.gov	816-283-7518
Stewart Knotts	stewart.knotts@fema.dhs.gov	816-238-7547
Terry D. Lawrence	terry.lawrence@fema.dhs.gov	202-255-5571
Thomas Crouch	thomas.crouch@associates.fema.dhs.gov	540-542-7007
Tiffanie Crews	Tiffanie.Crews@fema.dhs.gov	202-701-4705
Tiffany Strickland	tiffany.strickland@fema.dhs.gov	202-716-0605
Timothy B. Dlugokecki	timothy.dlugokecki@dla.mil	215-737-7445

FEMA Contracting Specialists

Timothy Bailey	timothy.bailey@dhs.gov	603-223-3645
Tom Madeira	tom.madeira@fema.dhs.gov	202-717-6388
Tommy Albrecht	Tommy.Albrecht@fema.dhs.gov	717-712-9990
Toye Hobday	toye.hobday@dhs.gov	202-646-1653
Victor Bowman	victor.bowman@fema.dhs.gov	770-220-5663
Wendell Crittenden	wendell.crittenden@fema.dhs.gov	510-206-9171
William Chapman	william.chapman@gsa.gov	312-880-9472
William Rilee	william.rilee@fema.dhs.gov	202-997-2021
William Tillman	william.tillman@fema.dhs.gov	202-615-2147
Willie Acree	willie.acree@gsa.gov	404-702-5513
Yolanda Brown	yolanda.brown@fema.dhs.gov	202-256-1243

Resource:

[FEMA Small Business Programs](#)

FEMA-SB@fema.dhs.gov

202-288-4657

FEMA CONTACTS BY REGION

Region 1 Contacts

[Connecticut](#), [Maine](#), [Massachusetts](#), [New Hampshire](#), [Rhode Island](#), [Vermont](#)

General

877-336-2734

fema-r1-info@fema.dhs.gov

Congressional

Diego Alvarado

FEMA-R1-Congressional@fema.dhs.gov

National Hurricane and Earthquake Hazards Reduction Program

Paul Morey

paul.morey@fema.dhs.gov

News Desk

617-956-7547

fema-r1-info@fema.dhs.gov

FEMA Integration Team (FIT); Tribal Liaison

Regina Marotto

fema-R1-Tribal@fema.dhs.gov

Region 2 Contacts

[New Jersey](#), [New York](#), [Puerto Rico](#), [Virgin Islands](#)

General

FEMA-R2-ExternalAffairs@fema.dhs.gov

Hurricane Maria News Desk

Puerto Rico

866-366-8807

fema-newsdeskpr@fema.dhs.gov

News Desk

347-416-3792

FEMA-R2-ExternalAffairs@fema.dhs.gov

Region 3 Contacts

[Delaware](#), [Maryland](#), [Pennsylvania](#), [Virginia](#), [District of Columbia](#), [West Virginia](#)

General

215-931-5500

Congressional

267-546-6419

FEMA-R3-CongQ@fema.dhs.gov

Exercise Officer

Patricia Gardner

202-329-7573

Patricia.Gardner2@fema.dhs.gov

Grants

FEMA-R3-Grants-Division@fema.dhs.gov

News Desk

215-931-5597

FEMAR3NewsDesk@fema.dhs.gov

Private Sector

Melissa Wiehenstroer

202-568-4391 Melissa.Wiehenstroer@fema.dhs.gov

Tribal Affairs

David Thomason

215-931-5706 David.Thomason@fema.dhs.gov

Region 4 Contacts

[Alabama](#), [Florida](#), [Georgia](#), [Kentucky](#), [Mississippi](#), [North Carolina](#), [South Carolina](#), [Tennessee](#)

General

770-220-5200

fema-r4-external-affairs@fema.dhs.gov

FOIA

Mary Barnes

770-220-5482

Mary.Barnes@fema.dhs.gov

News Desk

770-220-5292

fema-r4-external-affairs@fema.dhs.gov

Region 5 Contacts

[Illinois](#), [Indiana](#), [Michigan](#), [Minnesota](#), [Ohio](#), [Wisconsin](#)

General

312-408-5500

Congressional/Intergovernmental

Dan Shulman

312-408-4427

Dan.Shulman@fema.dhs.gov

Tribal Affairs

Troy Christensen

312-408-5286

Troy.Christensen@fema.dhs.gov

News Desk

312-408-4455

fema-r5-news-desk@fema.dhs.gov

Technological Hazards

Sean O'Leary

Sean.Oleary@fema.dhs.gov

Region 6 Contacts

[Arkansas](#), [Louisiana](#), [New Mexico](#), [Oklahoma](#), [Texas](#)

General

940-898-5399

Grants

FEMA-R6-Grants-Inquiry@fema.dhs.gov

Exercise Officer

FEMA-R6-Exercise@fema.dhs.gov

News Desk

940-898-5454

FEMA-R6-NewsDesk@fema.dhs.gov

Technological Hazards

Oscar Martinez

FEMA-R6-REPP@fema.dhs.gov

Tribal Affairs

202-258-1485

FEMA-R6-Tribal-Affairs@fema.dhs.gov

Region 7 Contacts

[Iowa](#), [Kansas](#), [Missouri](#), [Nebraska](#)

General

816-283-7061 FEMARegion7info@fema.dhs.gov

Exercise Officer

Alan Garrison

816-719-0257

Alan.Garrison@fema.dhs.gov

National Earthquake Hazards Reduction Program

Cheickh Koma

816-283-7067

Cheickh.Koma@fema.dhs.gov

News Desk

816-283-7095

Technological Hazards

Thomas Morgan

Thomas.Morgan5@fema.dhs.gov

Tribal Affairs Liaison

Sara Henry

202-256-5856

sara.henry@fema.dhs.gov

Region 8 Contacts

[Colorado](#), [Montana](#), [North Dakota](#), [South Dakota](#), [Utah](#), [Wyoming](#)

General

303-235-4800

Flood Insurance

303-235-4988

News Desk

303-235-4908

fema-r8newsdesk@fema.dhs.gov

Private Sector

303-235-4908

fema-r8-privatesector@fema.dhs.gov

Tribal Affairs

Carol Garcia (CO, MT, UT, WY)

Carol.Garcia@fema.dhs.gov

Cathy Bachhuber (ND, SD)

Cathy.Bachhuber@fema.dhs.gov

Exercise Officer

Andrew Batten

303-815-9986

Andrew.Batten@fema.dhs.gov

Region 9 Contacts

[Arizona](#), [California](#), [Hawaii](#), [Nevada](#), [Guam](#), [American Samoa](#), [Commonwealth of Northern Mariana Islands](#), [Republic of Marshall Islands](#), [Federated States of Micronesia](#)

General

510-627-7100

Congressional Affairs

Casey De Shong

510-627-7785

Casey.Deshong@fema.dhs.gov

National Earthquake Hazards Reduction Program

Anne Rosinski

510-627-7172

Anne.Rosinski@fema.dhs.gov

Exercise Officer

Geoffrey Krueger

510-520-3546

geoffrey.krueger@fema.dhs.gov

News Desk (Public Affairs)

510-627-7006

fema-r9newsdesk@fema.dhs.gov

Technological Hazards

Johanna Johnson

Johanna.Johnson@fema.dhs.gov

Tribal Affairs Liaison

Pamela Joe

202-341-2821

pamela.joe@fema.dhs.gov

Christopher Poehlmann

(510) 627-7285

Christopher.Poehlmann@fema.dhs.gov

Region 10 Contacts

[Alaska](#), [Idaho](#), [Oregon](#), [Washington](#)

General

425-487-4600

FEMA-R10-Info@fema.dhs.gov

Alaska Area Office

425-487-4600

FEMA-R10-Info@fema.dhs.gov

Congressional Affairs

FEMA-R10-CongQ@fema.dhs.gov

Headquarters Contacts

General

202-646-2500

Assistance to Firefighters Grants Program

866-274-0960

firegrants@fema.dhs.gov

Community Assistance Program – State Support Services Element

fema-capsse@fema.dhs.gov

Congressional

FEMA-Congressional-Affairs@fema.dhs.gov

202-646-4500

Flood Mapping Questions

877-336-2627

FEMA-FMIX@fema.dhs.gov

Freedom of Information Act (FOIA) Requests

202-646-3323

FEMA-FOIA@fema.dhs.gov

Intergovernmental Affairs

202-646-3444

FEMA-IGA@fema.dhs.gov

National Earthquake Hazards Reduction Program

202-646-4037

gabriele.javier@fema.dhs.gov

National Incident Management System

FEMA-NIMS@fema.dhs.gov

News Desk

202-646-3272

FEMA-News-Desk@fema.dhs.gov

Office of Equal Rights

202-212-3535

FEMA-EqualRights@fema.dhs.gov

Private Sector Engagement

202-646-3444

nbeoc@max.gov

Technological Hazards

Vanessa Quinn

vanessa.quinn@fema.dhs.gov

Tribal Affairs

202-646-3444

FEMA-Tribal@fema.dhs.gov